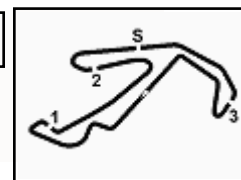




1.1



ACI Racing Weekend Misano, 4-5 Maggio 2024

Italian F4 Championship - Results Free Practice 1

Misano Circuit Sic 58 4.226 m

1 / 2

No.	Driver	Nat	Entrant	Team	Car	Time	Gap	Rel.	Laps
1	31 BOHRA Akshay	USA	US Racing	US Racing	Tatuus F4-T421	1'34.502			6
2	80 POWELL Alex	USA	Prema Racing	Prema Racing	Tatuus F4-T421	1'34.754	0.252	0.252	15
3	36 JONSSON Gustav	SWE	Van Amersfoort Racing	Van Amersfoort Racing	Tatuus F4-T421	1'34.831	0.329	0.077	10
4	27 SLATER Freddie	GBR	Prema Racing	Prema Racing	Tatuus F4-T421	1'34.841	0.339	0.010	15
5	10 FERREIRA Matheus	BRA	US Racing	US Racing	Tatuus F4-T421	1'34.887	0.385	0.046	9
6	45 BEETON Jack	AUS	US Racing	US Racing	Tatuus F4-T421	1'34.938	0.436	0.051	8
7	21 ISCHER Ethan	CHE	Jenzer Motorsport	Jenzer Motorsport	Tatuus F4-T421	1'34.945	0.443	0.007	13
8	14 AL DHAHERI Rashid	UAE	Prema Racing	Prema Racing	Tatuus F4-T421	1'35.053	0.551	0.108	14
9	23 FRANCO Reno	NLD	Jenzer Motorsport	Jenzer Motorsport	Tatuus F4-T421	1'35.055	0.553	0.002	14
10	51 NAKAMURA-BERTA Kean	JPN	Prema Racing	Prema Racing	Tatuus F4-T421	1'35.056	0.554	0.001	14
11	12 PRADEL Gianmarco	AUS	US Racing	US Racing	Tatuus F4-T421	1'35.111	0.609	0.055	10
12	16 LARINI Davide	ITA	PHM AIX Racing	PHM AIX Racing	Tatuus F4-T421	1'35.123	0.621	0.012	10
13	49 PETROVIC Andrej	SRB	PHM AIX Racing	PHM AIX Racing	Tatuus F4-T421	1'35.147	0.645	0.024	10
14	71 REHM Maxim	DEU	US Racing	US Racing	Tatuus F4-T421	1'35.154	0.652	0.007	9
15	77 YEH Enzo	CHN	R-ACE GP	R-ACE GP	Tatuus F4-T421	1'35.215	0.713	0.061	16
16	19 ANURAG Kabir	SGP	US Racing	US Racing	Tatuus F4-T421	1'35.239	0.737	0.024	9
17	3 POPOV Maksimilian	GRD	PHM AIX Racing	PHM AIX Racing	Tatuus F4-T421	1'35.240	0.738	0.001	5
18	73 OLIVIERI Emanuele	ITA	AKM Motorsport	AKM Motorsport	Tatuus F4-T421	1'35.243	0.741	0.003	18
19	6 YAMAKOSHI Hiyu	JPN	Van Amersfoort Racing	Van Amersfoort Racing	Tatuus F4-T421	1'35.310	0.808	0.067	8
20	70 MRAD Kamal	AUS	PHM AIX Racing	PHM AIX Racing	Tatuus F4-T421	1'35.382	0.880	0.072	9
21	24 ZHANG Shimo	CHN	Jenzer Motorsport	Jenzer Motorsport	Tatuus F4-T421	1'35.386	0.884	0.004	15
22	33 STOLCERMANIS Tomass	LVA	Prema Racing	Prema Racing	Tatuus F4-T421	1'35.422	0.920	0.036	14
23	88 HODENIUS Lin	NLD	Van Amersfoort Racing	Van Amersfoort Racing	Tatuus F4-T421	1'35.502	1.000	0.080	11
24	55 RODELLA Alvise	ITA	Van Amersfoort Racing	Van Amersfoort Racing	Tatuus F4-T421	1'35.525	1.023	0.023	10
25	22 FREY Enea	CHE	Jenzer Motorsport	Jenzer Motorsport	Tatuus F4-T421	1'35.602	1.100	0.077	14
26	50 GOWDA Dion	IND	Prema Racing	Prema Racing	Tatuus F4-T421	1'35.603	1.101	0.001	15
27	52 SAVINKOV Oleksandr	UKR	AKM Motorsport	AKM Motorsport	Tatuus F4-T421	1'35.724	1.222	0.121	18
28	35 DARYANANI Kai Manesh	IND	Cram Motorsport	Cram Motorsport	Tatuus F4-T421	1'35.808	1.306	0.084	14
29	11 VIISOREANU Luca	ROU	Real Racing	Real Racing	Tatuus F4-T421	1'35.860	1.358	0.052	18
30	7 SAMMALISTO Luka	FIN	R-ACE GP	R-ACE GP	Tatuus F4-T421	1'35.931	1.429	0.071	15
31	9 STACK Everett	USA	PHM AIX Racing	PHM AIX Racing	Tatuus F4-T421	1'36.001	1.499	0.070	10
32	62 ROBINSON Edward	ESP	AS Motorsport	AS Motorsport	Tatuus F4-T421	1'36.020	1.518	0.019	19
33	8 KOSTIC Andrija	SRB	Van Amersfoort Racing	Van Amersfoort Racing	Tatuus F4-T421	1'36.258	1.756	0.238	10
34	18 KOLLER Jan	CZE	BVM Racing	BVM Racing	Tatuus F4-T421	1'36.538	2.036	0.280	18
35	95 DUNA Andrei	ROU	Real Racing	Real Racing	Tatuus F4-T421	1'37.016	2.514	0.478	20
36	54 HOLGUIN Gabriel	VEN	Maffi Racing	Maffi Racing	Tatuus F4-T421	1'39.295	4.793	2.279	15
37	29 BERREBY Nathanael	CHE	Maffi Racing	Maffi Racing	Tatuus F4-T421	1'40.623	6.121	1.328	18

Humidity:	61%	AIR	17°C
Condition:	DRY	Track	11°C

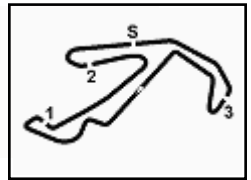
Clerk of the Course : Fabrizio Fondacci

Race Director : Alessandro Ferrari

03/05/2024	Start 08:40	End 09:21
------------	----------------	--------------

Powered by FICr PERUGIA TIMING





ACI Racing Weekend Misano, 4-5 Maggio 2024

Italian F4 Championship - Results Free Practice 1

Misano Circuit Sic 58 4.226 m
2 / 2

Penalty and Infringement

08.55 14 R. AL DHAHERI Time Deleted (1'35.161) - Exceeded Track Limits - Turn 13

Fastest Laps Sequence

No.	Entrant	Nat	Team	Car	Local Time	Time	Gap	Avg
18	J. KOLLER	CZE	BVM Racing	Tatuus F4-T421	08:44'38.485	1'55.379		131,858
62	E. ROBINSON	ESP	AS Motorsport	Tatuus F4-T421	08:44'40.267	1'51.926	-3.453	135,926
62	E. ROBINSON	ESP	AS Motorsport	Tatuus F4-T421	08:46'21.099	1'40.832	-11.094	150,881
62	E. ROBINSON	ESP	AS Motorsport	Tatuus F4-T421	08:47'58.745	1'37.646	-3.186	155,804
62	E. ROBINSON	ESP	AS Motorsport	Tatuus F4-T421	08:49'36.051	1'37.306	-0.340	156,348
27	F. SLATER	GBR	Prema Racing	Tatuus F4-T421	08:50'29.828	1'35.444	-1.862	159,398
27	F. SLATER	GBR	Prema Racing	Tatuus F4-T421	08:52'04.965	1'35.137	-0.307	159,913
27	F. SLATER	GBR	Prema Racing	Tatuus F4-T421	08:53'39.960	1'34.995	-0.142	160,152
27	F. SLATER	GBR	Prema Racing	Tatuus F4-T421	08:55'14.917	1'34.957	-0.038	160,216
80	A. POWELL	USA	Prema Racing	Tatuus F4-T421	08:55'43.435	1'34.754	-0.203	160,559
31	A. BOHRA	USA	US Racing	Tatuus F4-T421	09:03'08.487	1'34.715	-0.039	160,625
31	A. BOHRA	USA	US Racing	Tatuus F4-T421	09:04'42.989	1'34.502	-0.213	160,987

Clerk of the Course : Fabrizio Fondacci

Race Director : Alessandro Ferrari

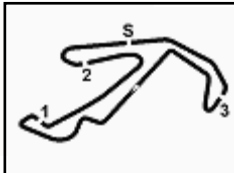
03/05/2024 Start 08:40 End 09:21

Powered by FICr PERUGIA TIMING





1.2



ACI Racing Weekend Misano, 4-5 Maggio 2024

Italian F4 Championship - Best Sectors & Speed Free Practice 1

Misano Circuit Sic 58 4.226 m

BEST LAP

1	31 BOHRA Akshay	Tatuus F4-T421	1'34.502
2	80 POWELL Alex	Tatuus F4-T421	1'34.754
3	36 JONSSON Gustav	Tatuus F4-T421	1'34.831
4	27 SLATER Freddie	Tatuus F4-T421	1'34.841
5	10 FERREIRA Matheus	Tatuus F4-T421	1'34.887
6	45 BEETON Jack	Tatuus F4-T421	1'34.938
7	21 ISCHER Ethan	Tatuus F4-T421	1'34.945
8	14 AL DHAHERI Rashid	Tatuus F4-T421	1'35.053
9	23 FRANCO Reno	Tatuus F4-T421	1'35.055
10	51 NAKAMURA-BERTA Kean	Tatuus F4-T421	1'35.056
11	12 PRADEL Gianmarco	Tatuus F4-T421	1'35.111
12	16 LARINI Davide	Tatuus F4-T421	1'35.123
13	49 PETROVIC Andrej	Tatuus F4-T421	1'35.147
14	71 REHM Maxim	Tatuus F4-T421	1'35.154
15	77 YEH Enzo	Tatuus F4-T421	1'35.215
16	19 ANURAG Kabir	Tatuus F4-T421	1'35.239
17	3 POPOV Maksimilian	Tatuus F4-T421	1'35.240
18	73 OLIVIERI Emanuele	Tatuus F4-T421	1'35.243
19	6 YAMAKOSHI Hiyu	Tatuus F4-T421	1'35.310
20	70 MRAD Kamal	Tatuus F4-T421	1'35.382
21	24 ZHANG Shimo	Tatuus F4-T421	1'35.386
22	33 STOLCERMANIS Tomass	Tatuus F4-T421	1'35.422
23	88 HODENIUS Lin	Tatuus F4-T421	1'35.502
24	55 RODELLA Alvise	Tatuus F4-T421	1'35.525
25	22 FREY Enea	Tatuus F4-T421	1'35.602
26	50 GOWDA Dion	Tatuus F4-T421	1'35.603
27	52 SAVINKOV Oleksandr	Tatuus F4-T421	1'35.724
28	35 DARYANANI Kai Manesh	Tatuus F4-T421	1'35.808
29	11 VIISOREANU Luca	Tatuus F4-T421	1'35.860
30	7 SAMMALISTO Luka	Tatuus F4-T421	1'35.931
31	9 STACK Everett	Tatuus F4-T421	1'36.001
32	62 ROBINSON Edward	Tatuus F4-T421	1'36.020
33	8 KOSTIC Andrija	Tatuus F4-T421	1'36.258
34	18 KOLLER Jan	Tatuus F4-T421	1'36.538
35	95 DUNA Andrei	Tatuus F4-T421	1'37.016
36	54 HOLGUIN Gabriel	Tatuus F4-T421	1'39.295
37	29 BERREBY Nathanael	Tatuus F4-T421	1'40.623

SPEED

1	45 BEETON Jack	Tatuus F4-T421	205,7
2	12 PRADEL Gianmarco	Tatuus F4-T421	204,2
3	31 BOHRA Akshay	Tatuus F4-T421	204,2
4	27 SLATER Freddie	Tatuus F4-T421	203,8
5	77 YEH Enzo	Tatuus F4-T421	203,8
6	10 FERREIRA Matheus	Tatuus F4-T421	203,8
7	71 REHM Maxim	Tatuus F4-T421	203,4
8	19 ANURAG Kabir	Tatuus F4-T421	203,4
9	14 AL DHAHERI Rashid	Tatuus F4-T421	203,0
10	54 HOLGUIN Gabriel	Tatuus F4-T421	203,0
11	33 STOLCERMANIS Tomass	Tatuus F4-T421	202,6
12	18 KOLLER Jan	Tatuus F4-T421	202,6
13	80 POWELL Alex	Tatuus F4-T421	202,2
14	6 YAMAKOSHI Hiyu	Tatuus F4-T421	202,2
15	11 VIISOREANU Luca	Tatuus F4-T421	201,9
16	7 SAMMALISTO Luka	Tatuus F4-T421	201,9
17	21 ISCHER Ethan	Tatuus F4-T421	201,9
18	24 ZHANG Shimo	Tatuus F4-T421	201,5
19	73 OLIVIERI Emanuele	Tatuus F4-T421	201,5
20	23 FRANCO Reno	Tatuus F4-T421	201,5
21	62 ROBINSON Edward	Tatuus F4-T421	201,1
22	22 FREY Enea	Tatuus F4-T421	201,1
23	35 DARYANANI Kai Manesh	Tatuus F4-T421	201,1
24	88 HODENIUS Lin	Tatuus F4-T421	201,1
25	9 STACK Everett	Tatuus F4-T421	201,1
26	50 GOWDA Dion	Tatuus F4-T421	200,4
27	16 LARINI Davide	Tatuus F4-T421	200,4
28	51 NAKAMURA-BERTA Kean	Tatuus F4-T421	200,4
29	29 BERREBY Nathanael	Tatuus F4-T421	200,4
30	36 JONSSON Gustav	Tatuus F4-T421	200,4
31	8 KOSTIC Andrija	Tatuus F4-T421	200,0
32	55 RODELLA Alvise	Tatuus F4-T421	200,0
33	49 PETROVIC Andrej	Tatuus F4-T421	199,6
34	52 SAVINKOV Oleksandr	Tatuus F4-T421	199,3
35	95 DUNA Andrei	Tatuus F4-T421	199,3
36	3 POPOV Maksimilian	Tatuus F4-T421	199,3
37	70 MRAD Kamal	Tatuus F4-T421	198,9

SEG. 1

1	14 AL DHAHERI Rashid	24.250
2	31 BOHRA Akshay	24.289
3	21 ISCHER Ethan	24.298
4	80 POWELL Alex	24.341
5	27 SLATER Freddie	24.370
6	51 NAKAMURA-BERTA Ke	24.373
7	36 JONSSON Gustav	24.391
8	19 ANURAG Kabir	24.393
9	3 POPOV Maksimilian	24.405
10	16 LARINI Davide	24.406
11	55 RODELLA Alvise	24.412
12	23 FRANCO Reno	24.413
13	7 SAMMALISTO Luka	24.413
14	6 YAMAKOSHI Hiyu	24.414
15	10 FERREIRA Matheus	24.415
16	49 PETROVIC Andrej	24.424
17	71 REHM Maxim	24.430
18	73 OLIVIERI Emanuele	24.442
19	77 YEH Enzo	24.445
20	12 PRADEL Gianmarco	24.463
21	50 GOWDA Dion	24.467
22	45 BEETON Jack	24.482
23	88 HODENIUS Lin	24.483
24	24 ZHANG Shimo	24.493
25	22 FREY Enea	24.515
26	70 MRAD Kamal	24.538
27	33 STOLCERMANIS Tomass	24.538
28	11 VIISOREANU Luca	24.576
29	52 SAVINKOV Oleksandr	24.600
30	35 DARYANANI Kai Manesh	24.632
31	62 ROBINSON Edward	24.674
32	8 KOSTIC Andrija	24.674
33	9 STACK Everett	24.682
34	18 KOLLER Jan	24.792
35	95 DUNA Andrei	24.995
36	54 HOLGUIN Gabriel	25.435
37	29 BERREBY Nathanael	25.970

SEG. 2

1	6 YAMAKOSHI Hiyu	22.710
2	45 BEETON Jack	22.723
3	80 POWELL Alex	22.755
4	10 FERREIRA Matheus	22.804
5	31 BOHRA Akshay	22.811
6	12 PRADEL Gianmarco	22.815
7	27 SLATER Freddie	22.815
8	23 FRANCO Reno	22.838
9	21 ISCHER Ethan	22.842
10	36 JONSSON Gustav	22.857
11	49 PETROVIC Andrej	22.859
12	77 YEH Enzo	22.863
13	51 NAKAMURA-BERTA Ke	22.872
14	16 LARINI Davide	22.878
15	14 AL DHAHERI Rashid	22.893
16	19 ANURAG Kabir	22.894
17	71 REHM Maxim	22.899
18	73 OLIVIERI Emanuele	22.905
19	24 ZHANG Shimo	22.936
20	50 GOWDA Dion	22.938
21	88 HODENIUS Lin	22.958
22	62 ROBINSON Edward	22.964
23	7 SAMMALISTO Luka	22.965
24	70 MRAD Kamal	22.967
25	33 STOLCERMANIS Tomass	22.970
26	3 POPOV Maksimilian	22.984
27	35 DARYANANI Kai Manesh	23.000
28	52 SAVINKOV Oleksandr	23.006
29	22 FREY Enea	23.013
30	55 RODELLA Alvise	23.021
31	18 KOLLER Jan	23.068
32	11 VIISOREANU Luca	23.091
33	9 STACK Everett	23.126
34	8 KOSTIC Andrija	23.137
35	95 DUNA Andrei	23.228
36	54 HOLGUIN Gabriel	23.803
37	29 BERREBY Nathanael	23.996

SEG. 3

1	31 BOHRA Akshay	26.708
2	77 YEH Enzo	26.769
3	10 FERREIRA Matheus	26.772
4	45 BEETON Jack	26.788
5	36 JONSSON Gustav	26.801
6	27 SLATER Freddie	26.813
7	51 NAKAMURA-BERTA Ke	26.821
8	6 YAMAKOSHI Hiyu	26.821
9	80 POWELL Alex	26.823
10	23 FRANCO Reno	26.837
11	21 ISCHER Ethan	26.854
12	12 PRADEL Gianmarco	26.870
13	71 REHM Maxim	26.878
14	73 OLIVIERI Emanuele	26.898
15	24 ZHANG Shimo	26.916
16	33 STOLCERMANIS Tomass	26.926
17	16 LARINI Davide	26.927
18	19 ANURAG Kabir	26.938
19	88 HODENIUS Lin	26.967
20	14 AL DHAHERI Rashid	26.971
21	55 RODELLA Alvise	26.985
22	49 PETROVIC Andrej	26.985
23	70 MRAD Kamal	27.009
24	3 POPOV Maksimilian	27.024
25	22 FREY Enea	27.037
26	62 ROBINSON Edward	27.059
27	50 GOWDA Dion	27.082
28	52 SAVINKOV Oleksandr	27.084
29	11 VIISOREANU Luca	27.094
30	7 SAMMALISTO Luka	27.102
31	9 STACK Everett	27.105
32	18 KOLLER Jan	27.118
33	8 KOSTIC Andrija	27.119
34	35 DARYANANI Kai Manesh	27.133
35	95 DUNA Andrei	27.201
36	54 HOLGUIN Gabriel	27.834
37	29 BERREBY Nathanael	28.255

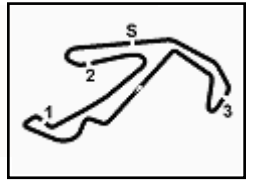
SEG. 4

1	31 BOHRA Akshay	20.648
2	80 POWELL Alex	20.741
3	27 SLATER Freddie	20.745
4	36 JONSSON Gustav	20.756
5	16 LARINI Davide	20.758
6	71 REHM Maxim	20.760
7	23 FRANCO Reno	20.764
8	10 FERREIRA Matheus	20.768
9	3 POPOV Maksimilian	20.782
10	21 ISCHER Ethan	20.783
11	49 PETROVIC Andrej	20.790
12	12 PRADEL Gianmarco	20.799
13	45 BEETON Jack	20.838
14	73 OLIVIERI Emanuele	20.844
15	70 MRAD Kamal	20.849
16	33 STOLCERMANIS Tomass	20.861
17	88 HODENIUS Lin	20.861
18	14 AL DHAHERI Rashid	20.862
19	51 NAKAMURA-BERTA Ke	20.862
20	19 ANURAG Kabir	20.866
21	6 YAMAKOSHI Hiyu	20.880
22	22 FREY Enea	20.893
23	7 SAMMALISTO Luka	20.906
24	52 SAVINKOV Oleksandr	20.921
25	77 YEH Enzo	20.924
26	9 STACK Everett	20.938
27	50 GOWDA Dion	20.948
28	24 ZHANG Shimo	20.956
29	35 DARYANANI Kai Manesh	20.959
30	11 VIISOREANU Luca	20.970
31	55 RODELLA Alvise	20.971
32	62 ROBINSON Edward	20.992
33	8 KOSTIC Andrija	21.015
34	95 DUNA Andrei	21.086
35	18 KOLLER Jan	21.111
36	54 HOLGUIN Gabriel	21.603
37	29 BERREBY Nathanael	22.290

03/05/2024

Powered by FICr PERUGIA TIMING





ACI Racing Weekend Misano, 4-5 Maggio 2024

Italian F4 Championship - Ideal Time Free Practice 1

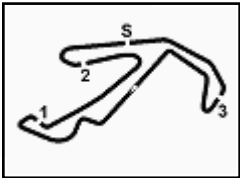
 Misano Circuit Sic 58 4.226 m
1 / 2

No.	Driver	Car	Seg. 1	Seg. 2	Seg. 3	Seg. 4	Ideal Time		
			Diff. 1	Diff. 2	Diff. 3	Diff. 4	Best Lap	Pos.	Diff.
1	31 BOHRA A. (USA)	Tatuus F4-T421	24.289	22.811 +0.046	26.708	20.648	1'34.456	1	0.046
2	80 POWELL A. (USA)	Tatuus F4-T421	24.341 +0.008	22.755 +0.046	26.823 +0.040	20.741	1'34.660	2	0.094
3	27 SLATER F. (GBR)	Tatuus F4-T421	24.370 +0.046	22.815 +0.007	26.813 +0.045	20.745	1'34.743	4	0.098
4	10 FERREIRA M. (BRA)	Tatuus F4-T421	24.415 +0.082	22.804 +0.008	26.772	20.768 +0.038	1'34.759	5	0.128
5	21 ISCHER E. (CHE)	Tatuus F4-T421	24.298	22.842 +0.084	26.854 +0.025	20.783 +0.059	1'34.777	7	0.168
6	36 JONSSON G. (SWE)	Tatuus F4-T421	24.391 +0.026	22.857	26.801	20.756	1'34.805	3	0.026
7	6 YAMAKOSHI H. (JPN)	Tatuus F4-T421	24.414	22.710	26.821	20.880 +0.485	1'34.825	19	0.485
8	45 BEETON J. (AUS)	Tatuus F4-T421	24.482	22.723	26.788 +0.066	20.838 +0.041	1'34.831	6	0.107
9	23 FRANCOT R. (NLD)	Tatuus F4-T421	24.413 +0.035	22.838	26.837 +0.096	20.764 +0.072	1'34.852	9	0.203
10	51 NAKAMURA-BERTA K.	Tatuus F4-T421	24.373	22.872 +0.128	26.821	20.862	1'34.928	10	0.128
11	12 PRADEL G. (AUS)	Tatuus F4-T421	24.463 +0.021	22.815 +0.072	26.870	20.799 +0.071	1'34.947	11	0.164
12	71 REHM M. (DEU)	Tatuus F4-T421	24.430	22.899 +0.057	26.878 +0.059	20.760 +0.071	1'34.967	14	0.187
13	16 LARINI D. (ITA)	Tatuus F4-T421	24.406 +0.119	22.878 +0.035	26.927	20.758	1'34.969	12	0.154
14	14 AL DHAHERI R. (UAE)	Tatuus F4-T421	24.250 +0.006	22.893 +0.056	26.971	20.862 +0.015	1'34.976	8	0.077
15	77 YEY E. (CHN)	Tatuus F4-T421	24.445 +0.039	22.863 +0.031	26.769 +0.076	20.924 +0.068	1'35.001	15	0.214
16	49 PETROVIC A. (SRB)	Tatuus F4-T421	24.424 +0.089	22.859	26.985	20.790	1'35.058	13	0.089
17	73 OLIVIERI E. (ITA)	Tatuus F4-T421	24.442 +0.005	22.905 +0.036	26.898 +0.051	20.844 +0.062	1'35.089	18	0.154
18	19 ANURAG K. (SGP)	Tatuus F4-T421	24.393	22.894 +0.074	26.938 +0.055	20.866 +0.019	1'35.091	16	0.148
19	3 POPOV M. (GRD)	Tatuus F4-T421	24.405	22.984	27.024 +0.045	20.782	1'35.195	17	0.045
20	88 HODENIUS L. (NLD)	Tatuus F4-T421	24.483 +0.077	22.958 +0.052	26.967 +0.104	20.861	1'35.269	23	0.233
21	33 STOLCERMANIS T. (LVA)	Tatuus F4-T421	24.538 +0.127	22.970	26.926	20.861	1'35.295	22	0.127
22	24 ZHANG S. (CHN)	Tatuus F4-T421	24.493	22.936 +0.031	26.916	20.956 +0.054	1'35.301	21	0.085
23	70 MRAD K. (AUS)	Tatuus F4-T421	24.538 +0.009	22.967	27.009	20.849 +0.010	1'35.363	20	0.019
24	7 SAMMALISTO L. (FIN)	Tatuus F4-T421	24.413 +0.152	22.965 +0.183	27.102	20.906 +0.210	1'35.386	30	0.545
25	55 RODELLA A. (ITA)	Tatuus F4-T421	24.412	23.021 +0.081	26.985	20.971 +0.055	1'35.389	24	0.136
26	50 GOWDA D. (IND)	Tatuus F4-T421	24.467 +0.002	22.938 +0.049	27.082 +0.028	20.948 +0.089	1'35.435	26	0.168
27	22 FREY E. (CHE)	Tatuus F4-T421	24.515	23.013 +0.009	27.037 +0.049	20.893 +0.086	1'35.458	25	0.144
28	52 SAVINKOV O. (UKR)	Tatuus F4-T421	24.600 +0.031	23.006 +0.080	27.084	20.921 +0.002	1'35.611	27	0.113
29	62 ROBINSON E. (ESP)	Tatuus F4-T421	24.674 +0.186	22.964 +0.145	27.059	20.992	1'35.689	32	0.331
30	35 DARYANANI K. (IND)	Tatuus F4-T421	24.632 +0.037	23.000 +0.036	27.133 +0.011	20.959	1'35.724	28	0.084
31	11 VIISOREANU L. (ROU)	Tatuus F4-T421	24.576 +0.091	23.091 +0.014	27.094	20.970 +0.024	1'35.731	29	0.129
32	9 STACK E. (USA)	Tatuus F4-T421	24.682 +0.061	23.126 +0.026	27.105 +0.063	20.938	1'35.851	31	0.150
33	8 KOSTIC A. (SRB)	Tatuus F4-T421	24.674 +0.125	23.137 +0.001	27.119 +0.163	21.015 +0.024	1'35.945	33	0.313

03/05/2024

Powered by FICr PERUGIA TIMING





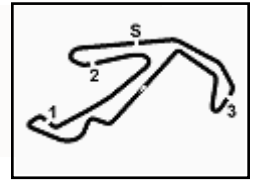
ACI Racing Weekend Misano, 4-5 Maggio 2024

Italian F4 Championship - Ideal Time Free Practice 1

Misano Circuit Sic 58 4.226 m
2 / 2

No. Driver	Car	Seg. 1	Seg. 2	Seg. 3	Seg. 4	Ideal Time			
		Diff. 1	Diff. 2	Diff. 3	Diff. 4	Best Lap	Pos.	Diff.	
34	18 KOLLER J. (CZE)	Tatuus F4-T421	24.792 +0.053	23.068	27.118 +0.229	21.111 +0.167	1'36.089 1'36.538	34	0.449
35	95 DUNA A. (ROU)	Tatuus F4-T421	24.995 +0.138	23.228 +0.199	27.201 +0.169	21.086	1'36.510 1'37.016	35	0.506
36	54 HOLGUIN G. (VEN)	Tatuus F4-T421	25.435 +0.166	23.803 +0.328	27.834 +0.126	21.603	1'38.675 1'39.295	36	0.620
37	29 BERREBY N. (CHE)	Tatuus F4-T421	25.970	23.996 +0.112	28.255	22.290	1'40.511 1'40.623	37	0.112
Overall Ideal Time			24.250	22.710	26.708	20.648	1'34.316		




ACI Racing Weekend Misano, 4-5 Maggio 2024
Italian F4 Championship - Chronological Analysis Free Practice 1

Misano Circuit Sic 58.4.226 m

1 / 6

3 M. POPOV (1'35.240)							
Lap	Seg.1	Seg.2	Seg.3	Seg.4	Lap Time	km/h	Local Time
1		27.387	29.524	24.268		190,1	
2	26.191	24.350	28.116	22.941	1'41.598	194,9	9:00'21.073
3	24.562	23.264	27.383	21.028	1'36.237	198,2	9:01'57.310
4	24.619	23.124	27.024	20.828	1'35.595	198,9	9:03'32.905
5	24.405	22.984	27.069	20.782	1'35.240	199,3	9:05'08.145
6	24.487	23.010	52.279	46.000	2'25.776P	90,4	9:07'33.921

6	24.787	23.130	27.249	21.097	1'36.263	201,1	9:06'57.995
7	24.821	23.185	27.109	20.981	1'36.096	200,4	9:08'34.091
8	24.721	23.228	27.143	21.006	1'36.098	200,7	9:10'10.189
9	24.743	23.152	27.168	20.938	1'36.001	198,5	9:11'46.190
10	24.682	23.156	27.105	21.132	1'36.075	200,7	9:13'22.265
11	25.326	23.126	27.412	43.425	1'59.289P	200,0	9:15'21.554
12	3'11.521	23.692	27.653			197,4	

6 H. YAMAKOSHI (1'35.310)							
Lap	Seg.1	Seg.2	Seg.3	Seg.4	Lap Time	km/h	Local Time
1		32.758	40.183	46.912		190,5	
2	12'40.351	27.283	32.710	24.239	14'04.583P	162,9	8:57'01.830
3	30.773	26.073	29.092	26.015	1'51.953	195,3	8:58'53.783
4	26.974	24.026	27.696	21.058	1'39.754	198,9	9:00'33.537
5	24.642	22.943	26.982	20.880	1'35.447	201,5	9:02'08.984
6	24.414	22.710	26.821	21.365	1'35.310	202,2	9:03'44.294
7	36.637	24.647	29.513	35.351	2'06.148P	199,6	9:05'50.442
8	11'38.061	24.124	27.552	20.985	12'50.722P	197,1	9:18'41.164
9	25.557	22.964	27.123	20.923	1'36.567	199,6	9:20'17.731

10 M. FERREIRA (1'34.887)							
Lap	Seg.1	Seg.2	Seg.3	Seg.4	Lap Time	km/h	Local Time
1		26.446	29.806	22.374		185,6	
2	25.796	23.809	27.476	21.038	1'38.119	198,5	8:58'21.329
3	24.715	23.016	29.984	21.077	1'38.792	180,6	9:00'00.121
4	24.573	22.921	26.944	20.768	1'35.206	199,3	9:01'35.327
5	24.497	22.812	26.772	20.806	1'34.887	202,2	9:03'10.214
6	24.491	22.804	26.783	20.822	1'34.900	203,8	9:04'45.114
7	24.415	22.861	26.842	20.830	1'34.948	203,4	9:06'20.062
8	28.684	31.043	27.485	20.972	1'48.184	197,8	9:08'08.246
9	24.451	22.951	26.797	20.843	1'35.042	201,1	9:09'43.288
10	24.430	22.884	26.865	36.573	1'50.752P	203,4	9:11'34.040

7 L. SAMMALISTO (1'35.931)							
Lap	Seg.1	Seg.2	Seg.3	Seg.4	Lap Time	km/h	Local Time
1		28.355	33.060	24.928		178,2	
2	27.924	25.819	30.333	24.079	1'48.155	192,2	8:48'23.522
3	26.072	24.185	29.178	21.951	1'41.386	192,9	8:50'04.908
4	24.807	23.537	27.622	21.066	1'37.032	196,0	8:51'41.940
5	24.706	23.240	27.406	21.105	1'36.457	198,5	8:53'18.397
6	24.657	23.132	27.245	21.078	1'36.112	199,6	8:54'54.509
7	24.890	23.862	28.267	22.753	1'39.772	198,5	8:56'34.281
8	24.905	22.966	27.172	20.978	1'36.021	201,9	8:58'10.302
9	24.609	22.965		1'53.886P	201,9	9:00'04.188	
10	8'37.167	23.935	27.885	21.042	9'50.029P	197,1	9:09'54.217
11	24.565	23.148	27.102	21.116	1'35.931	198,2	9:11'30.148
12	25.809	24.160	28.408	22.191	1'40.568	199,3	9:13'10.716
13	24.865	23.044	27.261	20.934	1'36.104	199,3	9:14'46.820
14	24.413	23.153		3'11.033P	198,9	9:17'57.853	
15	47.316	23.206	27.648	21.109	1'59.279P	197,8	9:19'57.132
16	24.591	23.173	27.270	20.906	1'35.940	198,9	9:21'33.072

11 L. VIISOREANU (1'35.860)							
Lap	Seg.1	Seg.2	Seg.3	Seg.4	Lap Time	km/h	Local Time
1		28.355	33.060	24.928		178,2	
2	49.220	27.729	32.160	23.380	2'12.489P	180,3	8:48'04.600
3	27.325	24.723	28.478	21.837	1'42.363	194,9	8:49'46.963
4	25.679	23.672	27.804	21.268	1'38.423	197,8	8:51'25.386
5	24.920	23.274	27.250	21.188	1'36.632	198,2	8:53'02.018
6	24.759	23.091	27.258	20.970	1'36.078	199,6	8:54'38.096
7	24.634	23.110	27.135	21.097	1'35.976	200,0	8:56'14.072
8	24.771	23.134	27.440	21.109	1'36.454	201,9	8:57'50.526
9	24.576	23.106	27.339	21.766	1'36.787	200,0	8:59'27.313
10	27.553	25.181	29.984	22.751	1'45.469	186,5	9:01'12.782
11	24.916	23.096	27.243	21.106	1'36.361	198,9	9:02'49.143
12	24.667	23.105	27.094	20.994	1'35.860	199,6	9:04'25.003
13	24.696	23.105	27.363	3'18.250	4'33.414P	199,3	9:08'58.417
14	44.057	24.186	27.547	21.021	1'56.811P	197,8	9:10'55.228
15	24.750	23.221	27.221	21.024	1'36.216	198,9	9:12'31.444
16	24.890	23.153	27.310	21.611	1'36.964	200,4	9:14'08.408
17	25.379	23.206	27.354	21.260	1'37.199	198,5	9:15'45.607
18	25.510	23.369	27.449	21.210	1'37.538	198,9	9:17'23.145
19	25.003	23.168	27.422	21.051	1'36.644	198,9	9:18'59.789
20	25.517	23.196	27.330			198,9	

8 A. KOSTIC (1'36.258)							
Lap	Seg.1	Seg.2	Seg.3	Seg.4	Lap Time	km/h	Local Time
1		32.850	40.753	44.135		145,6	
2	12'58.181	26.944	34.342	26.768	14'26.235P	172,8	8:57'28.351
3	27.712	24.903	29.959	22.288	1'44.862	184,0	8:59'13.213
4	25.529	23.661	29.447	21.392	1'40.029	173,4	9:00'53.242
5	24.761	23.176	27.229	21.445	1'36.611	200,0	9:02'29.853
6	24.788	23.158	27.336	21.142	1'36.424	199,3	9:04'06.277
7	24.799	23.138	27.282	21.039	1'36.258	200,0	9:05'42.535
8	24.763	23.137	27.164	21.376	1'36.440	199,3	9:07'18.975
9	29.198	27.032	30.469	21.087	1'47.786	195,3	9:09'06.761
10	24.674	23.156	27.119	22.231	1'37.180	199,3	9:10'43.941
11	25.001	23.214	27.153	21.015	1'36.383	199,6	9:12'20.324
12	27.106	24.312	30.641		1'58.500	198,5	

12 G. PRADEL (1'35.111)							
Lap	Seg.1	Seg.2	Seg.3	Seg.4	Lap Time	km/h	Local Time
1		26.397	29.544	23.094		193,2	
2	25.677	23.821	27.778	22.384	1'39.660	194,6	8:58'25.863
3	24.694	23.028	27.151	22.286	1'37.159	200,7	9:00'03.022
4	24.484	22.887	26.870	20.870	1'35.111	203,4	9:01'38.133
5	24.558	22.815	26.872	20.953	1'35.198	204,2	9:03'13.331
6	24.555	22.894	26.879	20.799	1'35.127	200,0	9:04'48.458
7	24.570	22.906	28.555	22.656	1'38.687	203,8	9:06'27.145
8	24.463	22.993	26.871	20.865	1'35.192	200,4	9:08'02.337
9	24.656	22.896	26.976	20.953	1'35.481	200,0	9:09'37.818
10	24.512	22.901	26.884	20.869	1'35.166	200,4	9:11'12.984
11	24.715	22.904	27.000	32.867	1'47.486P	202,6	9:13'00.470

9 E. STACK (1'36.001)							
Lap	Seg.1	Seg.2	Seg.3	Seg.4	Lap Time	km/h	Local Time
1		28.992	31.347	23.152		190,5	
2	31.003	24.449	30.244	21.717	1'47.413	191,8	9:00'28.304
3	25.300	23.601	27.644	21.363	1'37.908	199,3	9:02'06.212
4	25.080	23.312	27.240	23.085	1'38.717	199,3	9:03'44.929
5	24.990	23.279	27.337	21.197	1'36.803	199,6	9:05'21.732

14 R. AL DHAHERI (1'35.053)							
Lap	Seg.1	Seg.2	Seg.3	Seg.4	Lap Time	km/h	Local Time
1		28.098	30.898	24.035		189,1	
2	27.801	25.054	29.171	22.578	1'44.604	193,2	8:47'14.015

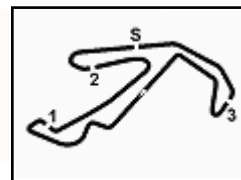
03/05/2024

P = Pits In/Out - C = Lap Time Cancelled





1.4



ACI Racing Weekend Misano, 4-5 Maggio 2024 Italian F4 Championship - Chronological Analysis Free Practice 1

Misano Circuit Sic 58 4.226 m

2 / 6

3	28.879	24.263	28.531	21.507	1'43.180	191,8	8:48'57.195	10	24.676	22.966	27.854	36.807	1'52.303P	202,2	9:11'36.539
4	24.861	23.200	27.316	21.119	1'36.496	196,4	8:50'33.691								
5	24.638	23.018	27.165	20.862	1'35.683	198,5	8:52'09.374								
6	24.391	22.893	26.973	20.976	1'35.233	202,2	8:53'44.607								
7	24.250	22.945	26.981	20.985	1'35.161C	199,3	8:55'19.768								
8	25.595	26.770	29.000	21.100	1'42.465	197,1	8:57'02.233								
9	24.431	22.896	27.255	35.489	1'50.071P	203,0	8:58'52.304								
10	12'20.504	24.518	28.334	24.878	1'38.234P	194,9	9:12'30.538								
11	24.515	23.021	27.048	21.074	1'35.658	197,8	9:14'06.196								
12	24.487	22.989	27.349	20.990	1'35.815	199,6	9:15'42.011								
13	24.358	22.953	27.067	21.085	1'35.463	198,9	9:17'17.474								
14	24.256	22.949	26.971	20.877	1'35.053	198,5	9:18'52.527								
15	24.342	22.959	27.012	21.160	1'35.473	202,6	9:20'28.000								

21 E. ISCHER (1'34.945)

Lap	Seg.1	Seg.2	Seg.3	Seg.4	Lap Time	km/h	Local Time
1							
2	46.212	29.972	34.004	23.086	2'13.274P	151,5	8:52'37.618
3	27.677	27.023	31.679	21.878	1'48.257	123,6	8:54'25.875
4	26.674	23.615	27.339	21.105	1'38.733	194,6	8:56'04.608
5	24.637	23.012	27.006	20.957	1'35.612	200,4	8:57'40.220
6	24.426	25.047	30.209	21.417	1'41.099	168,0	8:59'21.319
7	24.582	22.846	26.854	21.008	1'35.290	201,1	9:00'56.609
8	24.546	22.863	33.126	20.868	1'41.403	129,0	9:02'38.012
9	24.458	22.850	26.905	20.783	1'34.996	200,7	9:04'13.008
10	24.298	22.926	26.879	20.842	1'34.945	200,4	9:05'47.953
11	24.539	22.962	27.029	6'43.597	7'58.127P	201,9	9:13'46.080
12	42.697	23.936	28.663	21.800	1'57.096P	196,4	9:15'43.176
13	24.519	22.842	26.930	21.011	1'35.302	200,0	9:17'18.478
14	24.486	22.951	26.884	21.138	1'35.459	200,4	9:18'53.937
15	24.653	22.948	27.219		201,1		

16 D. LARINI (1'35.123)

Lap	Seg.1	Seg.2	Seg.3	Seg.4	Lap Time	km/h	Local Time
1		28.897	31.247	23.895		184,9	
2	26.690	27.183	33.219	23.576	1'50.668	149,4	9:00'31.196
3	24.998	23.082	27.251	21.083	1'36.414	198,5	9:02'07.610
4	24.536	23.077	26.934	20.939	1'35.486	200,4	9:03'43.096
5	24.463	23.073	26.963	20.847	1'35.346	199,3	9:05'18.442
6	24.492	23.022	26.991	20.832	1'35.337	200,4	9:06'53.779
7	24.406	22.974	27.044	20.802	1'35.226	198,5	9:08'29.005
8	28.257	27.082	30.479	21.389	1'47.207	166,9	9:10'16.212
9	24.525	22.913	26.927	20.758	1'35.123	198,9	9:11'51.335
10	24.504	22.878	27.026	20.849	1'35.257	198,9	9:13'26.592
11	25.485	23.009	27.142	41.355	1'56.991P	199,6	9:15'23.583
12	2'53.933	24.780	28.491		197,8		

22 E. FREY (1'35.602)

Lap	Seg.1	Seg.2	Seg.3	Seg.4	Lap Time	km/h	Local Time
1							
2	48.094	28.276	32.842	23.505	2'12.717P	154,5	8:52'40.838
3	26.495	28.495	33.777	21.857	1'50.624	149,6	8:54'31.462
4	25.162	25.082	28.017	21.216	1'39.477	195,3	8:56'10.939
5	24.795	23.126	27.179	21.033	1'36.133	198,9	8:57'47.072
6	24.664	23.060	27.037	20.998	1'35.759	201,1	8:59'22.831
7	24.848	23.168	27.142	21.126	1'36.284	198,5	9:00'59.115
8	24.515	23.022	27.086	20.979	1'35.602	199,6	9:02'34.717
9	24.596	23.033	27.100	20.957	1'35.686	199,6	9:04'10.403
10	24.525	23.078	27.155	21.018	1'35.776	200,4	9:05'46.179
11	24.771	23.016	27.046	6'46.927	8'01.760P	201,1	9:13'47.939
12	43.474	23.335	27.449	22.366	1'56.624P	199,3	9:15'44.563
13	24.613	23.013	27.124	21.014	1'35.764	198,5	9:17'20.327
14	24.655	23.077	27.236	20.893	1'35.861	198,2	9:18'56.188
15	24.783	23.348	27.187	20.932	1'36.250	200,4	9:20'32.438

18 J. KOLLER (1'36.538)

Lap	Seg.1	Seg.2	Seg.3	Seg.4	Lap Time	km/h	Local Time
1		32.837	37.261	28.095		173,1	
2	30.413	28.657	32.099	24.210	1'55.379	175,9	8:44'38.485
3	28.120	27.227	29.271	22.806	1'47.424	194,6	8:46'25.909
4	26.237	24.902	29.021	23.635	1'43.795	199,6	8:48'09.704
5	25.487	23.715	27.448	21.482	1'38.132	200,4	8:49'47.836
6	25.279	23.447	28.266	21.778	1'38.770	202,6	8:51'26.606
7	25.098	23.091	27.118	21.263	1'36.570	199,6	8:53'03.176
8	24.891	23.075	27.206	22.136	1'37.308	201,1	8:54'40.484
9	24.792	23.274	27.291	21.689	1'37.046	200,0	8:56'17.530
10	25.068	23.099	27.279	38.840	1'54.286P	199,3	8:58'11.816
11	6'54.292	28.107	33.960	24.013	8'20.372P	132,5	9:06'32.188
12	25.678	23.586	27.439	21.253	1'37.956	201,5	9:08'10.144
13	27.196	24.014	27.781	21.310	1'40.301	198,5	9:09'50.445
14	24.845	23.068	27.347	21.278	1'36.538	200,0	9:11'26.983
15	25.102	23.331	27.402	21.284	1'37.119	200,0	9:13'04.102
16	27.593	25.566	30.277	21.366	1'44.802	180,6	9:14'48.904
17	25.237	23.376	27.355	21.111	1'37.079	200,0	9:16'25.983
18	25.895	24.558	27.803	21.541	1'39.797	197,8	9:18'05.780
19	25.099	23.382	27.267	21.442	1'37.190	200,0	9:19'42.970
20	27.135	25.159	29.708		197,8		

23 R. FRANCO (1'35.055)

Lap	Seg.1	Seg.2	Seg.3	Seg.4	Lap Time	km/h	Local Time
1							
2	49.780	29.764	35.391	26.180	2'21.115P	162,2	8:52'53.290
3	30.135	26.640	31.307	22.681	1'50.763	173,6	8:54'44.053
4	25.977	23.998	33.319	26.327	1'49.621	169,8	8:56'33.674
5	24.603	22.973	26.966	20.897	1'35.439	199,6	8:58'09.113
6	24.413	22.992	26.883	20.822	1'35.110	201,5	8:59'44.223
7	27.593	25.052	29.317	21.592	1'43.554	194,6	9:01'27.777
8	24.448	22.838	26.933	20.836	1'35.055	200,0	9:03'02.832
9	24.469	22.888	26.837	20.930	1'35.124	201,1	9:04'37.956
10	24.699	23.114	27.020	20.877	1'35.710	201,1	9:06'13.666
11	24.628	22.961	27.121	6'05.278	7'19.988P	200,0	9:13'33.654
12	44.706	24.213	29.219	22.931	2'01.069P	187,8	9:15'34.723
13	24.498	22.914	27.043	20.841	1'35.296	199,6	9:17'10.019
14	24.630	22.962	27.133	21.006	1'35.731	199,6	9:18'45.750
15	24.445	23.003	26.910	20.764	1'35.122	201,1	9:20'20.872

19 K. ANURAG (1'35.239)

Lap	Seg.1	Seg.2	Seg.3	Seg.4	Lap Time	km/h	Local Time
1		26.335	29.335	22.102		193,2	
2	26.148	23.948	27.772	23.201	1'41.069	196,7	8:58'29.585
3	24.828	23.157	27.040	22.090	1'37.115	202,6	9:00'06.700
4	24.635	23.039	27.077	20.961	1'35.712	200,0	9:01'42.412
5	24.502	22.963	27.053	20.954	1'35.472	200,4	9:03'17.884
6	24.393	22.968	26.993	20.885	1'35.239	202,6	9:04'53.123
7	24.498	22.958	27.164	21.716	1'36.336	202,6	9:06'29.459
8	24.672	26.259	27.551	20.950	1'39.432	200,4	9:08'08.891
9	24.647	22.894	26.938	20.866	1'35.345	203,4	9:09'44.236

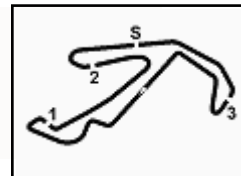
24 S. ZHANG (1'35.386)

Lap	Seg.1	Seg.2	Seg.3	Seg.4	Lap Time	km/h	Local Time
1							
2	47.986	30.139	35.276	25.852	2'19.253P	173,6	8:52'53.882
3	30.308	28.573	30.083	21.872	1'50.836	192,2	8:54'44.718
4	25.857	24.381	32.748	21.710	1'44.696	176,2	8:56'29.414
5	25.328	23.169	26.989	20.967	1'36.453	200,4	8:58'05.867

03/05/2024 P = Pits In/Out - C = Lap Time Cancelled

Powered by FICr PERUGIA TIMING





ACI Racing Weekend Misano, 4-5 Maggio 2024

Italian F4 Championship - Chronological Analysis Free Practice 1

Misano Circuit Sic 58 4.226 m

Lap	Seg.1	Seg.2	Seg.3	Seg.4	Lap Time	km/h	Local Time
6	24.571	23.167	27.104	21.018	1'35.860	200,4	8:59'41.727
7	24.759	23.055	27.225	20.956	1'35.995	198,2	9:01'17.722
8	24.544	23.061	26.988	20.980	1'35.573	200,4	9:02'53.295
9	24.493	22.967	26.916	21.010	1'35.386	201,1	9:04'28.681
10	24.543	23.023	26.986	21.360	1'35.912	201,5	9:06'04.593
11	24.734	30.714	32.875	21.280	1'49.603	196,0	9:07'54.196
12	24.606	22.936	26.967	21.022	1'35.531	200,0	9:09'29.727
13	26.646	24.046	27.606	4'27.381	5'45.679P	199,6	9:15'15.406
14	45.600	23.269	27.217	20.988	1'57.074P	199,3	9:17'12.480
15	24.610	23.224	27.201	21.383	1'36.418	199,6	9:18'48.898
16	24.753	23.124	27.102	21.206	1'36.185	199,6	9:20'25.083

33 T. STOLCERMANIS (1'35.422)							
Lap	Seg.1	Seg.2	Seg.3	Seg.4	Lap Time	km/h	Local Time
1		27.080	29.762	23.010		193,9	
2	26.696	24.449	28.467	22.552	1'42.164	196,7	8:47'19.209
3	27.618	24.314	28.254	21.131	1'41.317	189,1	8:49'00.526
4	24.756	23.004	27.108	21.087	1'35.955	197,8	8:50'36.481
5	24.648	24.100	27.300	21.166	1'37.214	198,5	8:52'13.695
6	24.598	23.129	27.143	21.011	1'35.881	202,2	8:53'49.576
7	24.550	23.136	27.172	20.957	1'35.815	198,2	8:55'25.391
8	25.277	24.653	30.200	21.641	1'41.771	190,8	8:57'07.162
9	24.665	22.970	26.926	20.861	1'35.422	201,5	8:58'42.584
10	25.609	23.304	27.575	33.083	1'49.571P	199,6	9:00'32.155
11	10'50.615	24.045	28.008	21.228	12'03.896P	194,2	9:12'36.051
12	24.695	23.106	27.092	20.962	1'35.855	198,9	9:14'11.906
13	24.538	23.006	26.988	20.911	1'35.443	202,6	9:15'47.349
14	24.676	25.055	29.608	21.156	1'40.495	183,1	9:17'27.844
15	24.603	23.103	27.245	20.991	1'35.942	197,4	9:19'03.786
16	24.622	23.281	29.789			190,1	

27 F. SLATER (1'34.841)							
Lap	Seg.1	Seg.2	Seg.3	Seg.4	Lap Time	km/h	Local Time
1		25.882	29.045	22.796		191,5	
2	26.609	24.834	29.141	22.540	1'43.124	192,2	8:47'14.872
3	26.786	23.835	27.884	21.007	1'39.512	193,9	8:48'54.384
4	24.577	23.030	26.849	20.988	1'35.444	200,4	8:50'29.828
5	24.420	23.020	26.824	20.873	1'35.137	201,1	8:52'04.965
6	24.396	22.841	26.868	20.890	1'34.995	203,8	8:53'39.960
7	24.370	22.846	26.823	20.918	1'34.957	200,4	8:55'14.917
8	27.421	25.074	28.856	21.269	1'42.620	199,6	8:56'57.537
9	24.400	23.112	26.931	20.975	1'35.418	200,7	8:58'32.955
10	24.595	22.860	27.028	32.588	1'47.071P	201,1	9:00'20.026
11	11'08.963	25.473	27.172	20.992	12'22.600P	200,7	9:12'42.626
12	24.416	22.822	26.858	20.745	1'34.841	201,1	9:14'17.467
13	24.813	29.024	31.313	23.693	1'48.843	172,8	9:16'06.310
14	24.438	22.888	26.882	20.969	1'35.177	200,4	9:17'41.487
15	30.951	25.014	29.309	21.321	1'46.595	188,5	9:19'28.082
16	24.396	22.815	26.813	20.934	1'34.958	201,5	9:21'03.040

35 K. DARYANANI (1'35.808)							
Lap	Seg.1	Seg.2	Seg.3	Seg.4	Lap Time	km/h	Local Time
1							
2	50.543	29.621	32.688	23.930	2'16.782P	164,4	8:52'27.566
3	27.254	26.391	30.219	21.825	1'45.689	168,2	8:54'13.255
4	25.400	23.547	29.094	23.189	1'41.230	167,2	8:55'54.485
5	24.780	23.011	27.187	20.964	1'35.942	200,4	8:57'30.427
6	24.888	25.531	28.056	22.282	1'40.757	197,8	8:59'11.184
7	24.669	23.036	27.144	20.959	1'35.808	200,4	9:00'46.992
8	24.669	23.102	27.183	21.092	1'36.046	201,1	9:02'23.038
9	24.632	23.000	27.133	21.046	1'35.811	197,8	9:03'58.849
10	26.345	25.530	28.768	21.492	1'42.135	197,4	9:05'40.984
11	24.643	23.006	27.148	7'13.887	8'28.684P	200,7	9:14'09.668
12	45.089	23.778	27.464	21.258	1'57.589P	198,9	9:16'07.257
13	24.702	23.275	27.512	21.220	1'36.709	198,5	9:17'43.966
14	24.658	23.186	27.303	21.017	1'36.164	197,8	9:19'20.130
15	24.748	23.040	27.259	21.060	1'36.107	197,8	9:20'56.237

29 N. BERREBY (1'40.623)							
Lap	Seg.1	Seg.2	Seg.3	Seg.4	Lap Time	km/h	Local Time
1							
2	57.150	42.157	45.975	30.164	2'55.446P	126,0	8:43'45.924
3	37.429	30.689	38.890	31.611	2'18.619	165,1	8:46'04.543
4	30.631	29.096	38.742	4'18.576	5'57.045P	170,3	8:52'01.588
5	52.471	31.778	33.462	25.834	2'23.545P	189,8	8:54'25.133
6	30.881	27.397	38.487	25.357	2'02.122	124,0	8:56'27.255
7	28.555	25.899	30.397	24.155	1'49.006	200,4	8:58'16.261
8	27.516	24.753	33.802	24.965	1'51.036	184,3	9:00'07.297
9	27.188	25.092	29.480	1'49.613	3'11.373P	195,7	9:03'18.670
10	47.816	29.350	33.929	24.509	2'15.604P	125,9	9:05'34.274
11	27.071	24.514	28.944	24.109	1'44.638	194,6	9:07'18.912
12	26.589	24.515	28.792	22.571	1'42.467	198,2	9:09'01.379
13	26.267	24.415	29.015	22.692	1'42.389	200,4	9:10'43.768
14	26.251	24.383	28.772	22.456	1'41.862	193,9	9:12'25.630
15	26.296	24.210	28.850	23.326	1'42.682	197,4	9:14'08.312
16	26.517	24.015	29.030	22.383	1'41.945	198,2	9:15'50.257
17	26.106	23.996	28.676	22.426	1'41.204	197,1	9:17'31.461
18	26.041	24.029	28.672	22.320	1'41.062	197,4	9:19'12.523
19	25.970	24.108	28.255	22.290	1'40.623	195,3	9:20'53.146

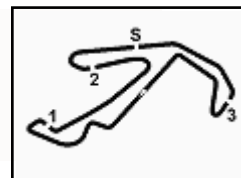
36 G. JONSSON (1'34.831)							
Lap	Seg.1	Seg.2	Seg.3	Seg.4	Lap Time	km/h	Local Time
1		32.173	41.075	40.544		157,7	
2	12'53.704	28.489	31.412	25.297	14'18.902P	174,5	8:57'04.604
3	28.900	26.093	29.311	25.525	1'49.829	194,6	8:58'54.433
4	28.179	23.613	27.388	22.464	1'41.644	195,7	9:00'36.077
5	24.393	22.866	26.860	20.917	1'35.036	200,4	9:02'11.113
6	24.546	23.302	28.083	24.596	1'40.527	200,4	9:03'51.640
7	24.391	22.931	26.885	21.084	1'35.291	199,6	9:05'26.931
8	24.573	22.923	26.985	20.947	1'35.428	199,3	9:07'02.359
9	24.417	22.857	26.801	20.756	1'34.831	200,4	9:08'37.190
10	25.298	26.793	30.781	22.452	1'45.324	196,0	9:10'22.514
11	24.680	23.040	28.174	21.094	1'36.988	198,9	9:11'59.502
12	24.503	22.865	26.854			200,0	

31 A. BOHRA (1'34.502)							
Lap	Seg.1	Seg.2	Seg.3	Seg.4	Lap Time	km/h	Local Time
1		26.435	29.662	22.748		191,5	
2	26.006	23.997	28.037	21.408	1'39.448	196,4	8:58'19.756
3	24.911	23.942	29.169	21.008	1'39.030	170,1	8:59'58.786
4	24.458	22.878	26.914	20.736	1'34.986	202,2	9:01'33.772
5	24.364	22.811	26.855	20.685	1'34.715	203,8	9:03'08.487
6	24.289	22.857	26.708	20.648	1'34.502	201,9	9:04'42.989
7	24.295	22.866	27.061	34.266	1'48.488P	204,2	9:06'31.477

45 J. BEETON (1'34.938)							
Lap	Seg.1	Seg.2	Seg.3	Seg.4	Lap Time	km/h	Local Time
1		25.536	29.347	23.609		194,9	
2	26.773	23.844	27.747	21.290	1'39.654	195,7	8:58'27.010
3	24.921	23.112	27.237	21.767	1'37.037	203,8	9:00'04.047
4	24.772	22.907	27.182	20.976	1'35.837	204,2	9:01'39.884
5	24.833	22.850	26.925	20.838	1'35.446	202,2	9:03'15.330
6	24.542	22.786	26.843	20.895	1'35.066	203,4	9:04'50.396
7	24.867	24.109	29.828	21.456	1'40.260	162,4	9:06'30.656
8	24.482	22.723	26.854	20.879	1'34.938	202,2	9:08'05.594
9	24.702	22.872	26.788	40.129	1'54.491P	205,7	9:10'00.085

03/05/2024 P = Pits In/Out - C = Lap Time Cancelled





ACI Racing Weekend Misano, 4-5 Maggio 2024

Italian F4 Championship - Chronological Analysis Free Practice 1

Misano Circuit Sic 58 4.226 m

4 / 6

49 A. PETROVIC (1'35.147)

Lap	Seg.1	Seg.2	Seg.3	Seg.4	Lap Time	km/h	Local Time
1		29.334	40.246	24.223		170,9	
2	38.470	27.086	28.891	21.405	1'55.852	187,8	9:00'14.091
3	24.951	23.066	27.311	21.283	1'36.611	198,9	9:01'50.702
4	24.656	23.131	27.155	21.041	1'35.983	199,6	9:03'26.685
5	24.532	23.015	27.038	20.848	1'35.433	199,6	9:05'02.118
6	24.513	24.086	32.359	23.715	1'44.673	192,2	9:06'46.791
7	24.544	22.997	27.175	20.842	1'35.558	197,8	9:08'22.349
8	24.424	22.925	27.003	20.949	1'35.301	199,6	9:09'57.650
9	24.513	22.859	26.985	20.790	1'35.147	198,5	9:11'32.797
10	28.488	29.101	33.230	37.571	2'08.390P	130,6	9:13'41.187
11	3'06.195	26.501	33.121	41.878	4'47.695P	150,2	9:18'28.882
12	1'07.141	34.274	36.488			133,0	

9	24.730	23.148	27.169	21.641	1'36.688	198,2	8:57'27.634
10	25.423	23.388	27.591	21.490	1'37.892	198,9	8:59'05.526
11	24.724	23.078	28.071	3'18.386	4'34.259P	198,2	9:03'39.785
12	59.111	23.780	28.063	21.211	2'12.165P	194,6	9:05'51.950
13	24.697	23.095	27.118	20.963	1'35.873	198,5	9:07'27.823
14	24.631	23.086	27.084	20.923	1'35.724	198,5	9:09'03.547
15	24.600	24.044	27.257	20.921	1'36.822	198,5	9:10'40.369
16	24.648	23.006	27.118	21.132	1'35.904	198,5	9:12'16.273
17	24.784	23.062	27.182	21.195	1'36.223	198,5	9:13'52.496
18	24.755	23.117	27.164	21.103	1'36.139	198,5	9:15'28.635
19	24.645	23.095	27.266	21.207	1'36.213	198,2	9:17'04.848
20	24.966	23.374	29.610			197,4	

54 G. HOLGUIN (1'39.295)

Lap	Seg.1	Seg.2	Seg.3	Seg.4	Lap Time	km/h	Local Time
1							
2	48.962	32.895	47.973	3'32.047	5'41.877P	135,7	8:46'17.900
3	49.104	28.693	31.882	24.658	2'14.337P	190,8	8:48'32.237
4	28.739	25.346	28.925	22.607	1'45.617	195,7	8:50'17.854
5	26.611	24.351	28.688	22.548	1'42.198	197,8	8:52'00.052
6	26.424	23.905	28.195	34.809	1'53.333	199,3	8:53'53.385
7	29.428	24.568	29.175	7'03.186	8'26.357P	197,4	9:02'19.742
8	45.454	25.454	29.041	22.612	2'02.561P	200,7	9:04'22.303
9	26.326	25.710	27.984	22.347	1'42.367	203,0	9:06'04.670
10	26.456	24.051	28.033	22.107	1'40.647	197,1	9:07'45.317
11	25.601	24.131	27.960	21.603	1'39.295	198,9	9:09'24.612
12	29.039	23.925	27.998	21.749	1'42.711	200,0	9:11'07.323
13	25.691	23.803	28.061	21.772	1'39.327	197,4	9:12'46.650
14	25.435	23.891	28.087	22.417	1'39.830	200,7	9:14'26.480
15	25.906	24.233	27.834	2'28.916	3'46.889P	199,6	9:18'13.369
16	46.122	24.963	28.625	22.460	2'02.170P	196,7	9:20'15.539

50 D. GOWDA (1'35.603)

Lap	Seg.1	Seg.2	Seg.3	Seg.4	Lap Time	km/h	Local Time
1		27.544	29.963	23.167		192,9	
2	26.919	24.709	28.746	22.684	1'43.058	193,2	8:47'25.911
3	25.612	24.115	28.025	21.780	1'39.532	195,7	8:49'05.443
4	24.813	23.196	27.135	21.249	1'36.393	197,4	8:50'41.836
5	24.709	23.160	27.262	21.113	1'36.244	198,5	8:52'18.080
6	24.564	23.076	27.082	21.058	1'35.780	199,3	8:53'53.860
7	24.909	23.170	27.342	24.043	1'39.464	198,9	8:55'33.324
8	24.634	23.007	27.201	21.344	1'36.186	198,2	8:57'09.510
9	24.508	22.938	27.145	21.072	1'35.663	200,4	8:58'45.173
10	25.900	24.364	28.429	37.404	1'56.097P	199,3	9:00'41.270
11	10'55.941	24.393	27.573	21.202	12'09.109P	199,6	9:12'50.379
12	24.650	23.085	27.156	21.049	1'35.940	197,8	9:14'26.319
13	24.491	22.983	27.215	21.010	1'35.699	199,3	9:16'02.018
14	24.469	22.987	27.110	21.037	1'35.603	199,6	9:17'37.621
15	26.477	25.118	27.421	20.948	1'39.964	197,8	9:19'17.585
16	24.467	23.080	27.082	21.111	1'35.740	197,4	9:20'53.325

55 A. RODELLA (1'35.525)

Lap	Seg.1	Seg.2	Seg.3	Seg.4	Lap Time	km/h	Local Time
1		47.719	52.840	51.905		127,1	
2	12'10.412	27.641	32.854	25.250	13'36.157P	181,5	8:57'12.933
3	29.323	25.576	29.764	22.720	1'47.383	197,1	8:59'00.316
4	27.188	25.075	28.526	21.446	1'42.235	196,7	9:00'42.551
5	24.909	23.251	27.275	21.015	1'36.450	199,6	9:02'19.001
6	24.412	23.102	26.985	21.026	1'35.525	200,0	9:03'54.526
7	24.541	23.145	27.688	23.005	1'38.379	199,6	9:05'32.905
8	24.567	23.038	27.182	21.032	1'35.819	199,3	9:07'08.724
9	26.402	26.459	27.861	21.073	1'41.795	198,5	9:08'50.519
10	24.559	23.150	27.066	20.971	1'35.746	199,3	9:10'26.265
11	24.490	23.021	27.103	21.006	1'35.620	199,3	9:12'01.885
12	27.622	26.287	28.549			196,7	

51 K. NAKAMURA-BERTA (1'35.056)

Lap	Seg.1	Seg.2	Seg.3	Seg.4	Lap Time	km/h	Local Time
1		27.216	29.678	22.798		193,2	
2	26.376	25.286	28.843	21.871	1'42.376	194,9	8:47'30.520
3	25.675	24.363	28.136	21.009	1'39.183	195,3	8:49'09.703
4	24.739	23.076	26.958	20.971	1'35.744	198,5	8:50'45.447
5	24.682	23.174	27.015	20.969	1'35.840	198,9	8:52'21.287
6	24.373	23.000	26.821	20.862	1'35.056	200,0	8:53'56.343
7	24.459	22.872	26.866	21.069	1'35.266	200,0	8:55'31.609
8	24.728	27.053	28.666	22.545	1'42.992	198,9	8:57'14.601
9	25.147	22.963	26.921	33.789	1'48.820P	200,4	8:59'03.421
10	12'42.724	23.525	27.420	21.047	13'54.716P	199,6	9:12'58.137
11	24.585	23.075	27.052	20.879	1'35.591	198,2	9:14'33.728
12	24.420	22.964	26.993	20.907	1'35.284	198,2	9:16'09.012
13	24.520	23.061	27.000	20.974	1'35.555	198,2	9:17'44.567
14	26.637	24.965	31.485	21.992	1'45.079	198,2	9:19'29.646
15	24.564	23.041	27.030	20.987	1'35.622	199,3	9:21'05.268

62 E. ROBINSON (1'36.020)

Lap	Seg.1	Seg.2	Seg.3	Seg.4	Lap Time	km/h	Local Time
1							
2	48.888	32.105	37.786	29.587	2'28.366P	134,5	8:42'48.341
3	28.401	25.991	32.466	25.068	1'51.926	157,9	8:44'40.267
4	26.985	24.619	27.702	21.526	1'40.832	198,2	8:46'21.099
5	25.103	23.568	27.691	21.284	1'37.646	201,1	8:47'58.745
6	24.942	23.507	27.508	21.349	1'37.306	198,9	8:49'36.051
7	24.903	23.419	27.239	21.427	1'36.988	198,5	8:51'13.039
8	25.013	23.261	27.327	21.775	1'37.376	200,0	8:52'50.415
9	24.978	23.114	27.307	21.201	1'36.600	200,0	8:54'27.015
10	27.553	31.522	36.189	25.363	2'00.627	164,6	8:56'27.642
11	27.550	23.264	27.170	21.191	1'39.175	199,3	8:58'06.817
12	24.860	23.109	27.059	20.992	1'36.020	200,0	8:59'42.837
13	24.674	22.964	27.310	21.155	1'36.103	199,3	9:01'18.940
14	24.903	23.115	27.227	5'58.606	7'13.851P	200,0	9:08'32.791

52 O. SAVINKOV (1'35.724)

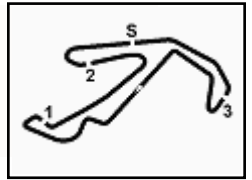
Lap	Seg.1	Seg.2	Seg.3	Seg.4	Lap Time	km/h	Local Time
1							
2	47.433	28.060	30.089	24.377	2'09.959P	195,7	8:46'03.272
3	27.071	24.608	28.559	22.145	1'42.383	193,9	8:47'45.655
4	26.526	24.046	27.700	21.254	1'39.526	198,2	8:49'25.181
5	24.984	23.300	27.224	21.138	1'36.646	199,3	8:51'01.827
6	24.851	23.200	27.242	21.103	1'36.396	198,9	8:52'38.223
7	24.826	23.238	27.183	21.051	1'36.298	198,5	8:54'14.521
8	24.707	23.279	27.414	21.025	1'36.425	199,3	8:55'50.946

03/05/2024

P = Pits In/Out - C = Lap Time Cancelled

Powered by FICr PERUGIA TIMING





ACI Racing Weekend Misano, 4-5 Maggio 2024 Italian F4 Championship - Chronological Analysis Free Practice 1

Misano Circuit Sic 58.4.226 m

5 / 6

15	43.910	24.096	27.400	21.233	1'56.639P	198,2	9:10'29.430
16	24.800	23.318	27.397	21.153	1'36.668	197,4	9:12'06.098
17	24.712	23.236	27.121	21.236	1'36.305	199,3	9:13'42.403
18	24.707	23.144	27.264	21.194	1'36.309	198,2	9:15'18.712
19	24.808	23.155	27.283	21.333	1'36.579	200,7	9:16'55.291
20	24.751	23.293	27.239	21.274	1'36.557	198,9	9:18'31.848
21	24.833	23.234	27.863			198,9	

5	24.964	23.101					1'39.167	202,6	8:51'20.213
6	24.858	23.020	26.953	21.137	1'35.968	203,0	8:52'56.181		
7	24.992	23.168	27.648	21.101	1'36.909	200,4	8:54'33.090		
8	24.601	23.338	27.262	21.020	1'36.221	201,1	8:56'09.311		
9	24.617	22.882	26.866	20.924	1'35.289	201,5	8:57'44.600		
10	24.445	22.863	26.769	21.195	1'35.272	203,8	8:59'19.872		
11	24.547	22.907	27.383	21.186	1'36.023	199,6	9:00'55.895		
12	24.537	22.875	26.947	1'54.602	3'08.961P	201,5	9:04'04.856		
13	7'34.728	23.587	27.908	21.917	8'48.140P	200,7	9:12'52.996		
14	24.484	22.894	26.845	20.992	1'35.215	202,2	9:14'28.211		
15	24.490	23.090	27.196	21.096	1'35.872	199,3	9:16'04.083		
16	24.524	23.498			1'36.196	200,0	9:17'40.279		
17	24.596	23.060	27.091	20.925	1'35.672	199,3	9:19'15.951		
18	24.525	23.022	27.784			201,5			

70 K. MRAD (1'35.382)

Lap	Seg.1	Seg.2	Seg.3	Seg.4	Lap Time	km/h	Local Time
1		28.478	30.634	22.715		179,7	
2	27.739	24.771	29.317	23.502	1'45.329	192,9	9:00'26.407
3	24.985	23.188	27.286	21.071	1'36.530	198,5	9:02'02.937
4	24.603	23.071	27.093	20.989	1'35.756	198,9	9:03'38.693
5	24.604	23.185	30.169	23.135	1'41.093	197,8	9:05'19.786
6	24.730	23.009	27.024	21.004	1'35.767	198,9	9:06'55.553
7	24.547	22.967	27.009	20.859	1'35.382	198,9	9:08'30.935
8	24.576	24.086	32.809	21.506	1'42.977	162,2	9:10'13.912
9	24.538	23.183	27.177	20.849	1'35.747	197,8	9:11'49.659
10	24.884	23.163	28.681	37.094	1'53.822P	185,9	9:13'43.481
11	3'26.737	24.718	28.323			196,7	

80 A. POWELL (1'34.754)

Lap	Seg.1	Seg.2	Seg.3	Seg.4	Lap Time	km/h	Local Time
1		27.931	31.135	24.220		189,5	
2	26.653	24.117	28.852	22.186	1'41.808	194,9	8:47'39.557
3	25.452	23.524	28.013	21.228	1'38.217	196,0	8:49'17.774
4	24.548	23.001	27.065	20.878	1'35.492	201,1	8:50'53.266
5	24.963	23.071	28.251	21.330	1'37.615	197,8	8:52'30.881
6	24.502	24.287	27.873	21.138	1'37.800	201,1	8:54'08.681
7	24.349	22.801	26.863	20.741	1'34.754	202,2	8:55'43.435
8	24.399	22.821	26.904	20.745	1'34.869	201,1	8:57'18.304
9	24.568	22.755	26.823	20.931	1'35.077	201,9	8:58'53.381
10	24.627	22.940	27.861	36.826	1'52.254P	200,4	9:00'45.635
11	11'05.030	24.953	28.610	21.980	12'20.573P	197,8	9:13'06.208
12	24.699	22.885	26.936	20.793	1'35.313	200,4	9:14'41.521
13	24.440	22.803	26.849	20.743	1'34.835	199,3	9:16'16.356
14	24.460	23.067	26.957	20.842	1'35.326	199,6	9:17'51.682
15	24.341	22.810	26.891	20.796	1'34.838	199,6	9:19'26.520
16	24.524	22.885	26.971	20.791	1'35.171	200,4	9:21'01.691

71 M. REHM (1'35.154)

Lap	Seg.1	Seg.2	Seg.3	Seg.4	Lap Time	km/h	Local Time
1		25.959	29.362	22.296		194,2	
2	25.455	23.909	27.538	21.063	1'37.965	194,9	8:58'23.508
3	24.567	22.993	29.115	21.650	1'38.325	203,4	9:00'01.833
4	24.507	22.902	26.878	20.947	1'35.234	202,6	9:01'37.067
5	24.581	23.012	26.990	20.760	1'35.343	203,0	9:03'12.410
6	24.430	22.956	26.937	20.831	1'35.154	201,1	9:04'47.564
7	24.584	23.008	31.871	21.864	1'41.327	181,8	9:06'28.891
8	24.863	23.172	27.132	20.963	1'36.130	202,2	9:08'05.021
9	24.644	22.899	26.982	20.912	1'35.437	203,0	9:09'40.458
10	24.572	23.024	26.934	36.376	1'50.906P	201,5	9:11'31.364

88 L. HODENIUS (1'35.502)

Lap	Seg.1	Seg.2	Seg.3	Seg.4	Lap Time	km/h	Local Time
1		35.305	41.304	43.013		132,5	
2	12'49.933	31.435	39.726	27.053	14'28.147P	175,0	8:57'28.273
3	31.678	26.290	37.721	26.635	2'02.324	194,2	8:59'30.597
4	27.173	25.605	30.111	23.068	1'45.957	192,9	9:01'16.554
5	24.919	23.063	34.780	21.659	1'44.421	116,0	9:03'00.975
6	24.638	23.292	26.986	20.984	1'35.900	199,3	9:04'36.875
7	26.598	23.262	27.222	21.650	1'38.732	201,1	9:06'15.607
8	24.483	23.002	27.008	21.508	1'36.001	200,7	9:07'51.608
9	24.661	22.958	27.095	21.092	1'35.806	199,6	9:09'27.414
10	24.589	23.200	26.967	21.044	1'35.800	200,0	9:11'03.214
11	24.606	23.071	27.161	20.958	1'35.796	200,4	9:12'39.010
12	24.560	23.010	27.071	20.861	1'35.502	201,1	9:14'14.512
13	24.796	23.223	27.354			200,0	

73 E. OLIVIERI (1'35.243)

Lap	Seg.1	Seg.2	Seg.3	Seg.4	Lap Time	km/h	Local Time
1							
2	48.388	28.486	30.947	23.859	2'11.680P	182,7	8:45'59.901
3	27.791	24.736	28.520	22.064	1'43.111	197,1	8:47'43.012
4	25.894	23.800			1'38.702	197,1	8:49'21.714
5	24.751	23.054	26.970	21.670	1'36.445	201,5	8:50'58.159
6	24.778	23.478	27.503	20.844	1'36.603	200,4	8:52'34.762
7	24.466	22.928	27.057	21.044	1'35.495	200,4	8:54'10.257
8	24.442	23.043	26.986	20.889	1'35.360	200,7	8:55'45.617
9	24.493	22.905	28.282	21.111	1'36.791	200,4	8:57'22.408
10	24.583	22.928	27.370	4'16.461	5'31.342P	201,1	9:02'53.750
11	45.244	25.687	30.432	21.250	2'02.613P	183,7	9:04'56.363
12	24.533	22.975	26.971	25.884	1'40.363	200,0	9:06'36.726
13	24.493	23.010	26.898	20.876	1'35.277	200,4	9:08'12.003
14	24.447	22.941	26.949	20.906	1'35.243	200,4	9:09'47.246
15	24.549	23.050	27.044	21.319	1'35.962	198,2	9:11'23.208
16	26.255	26.658	29.920	21.253	1'44.086	194,6	9:13'07.294
17	24.805	23.266	27.144	21.055	1'36.270	198,2	9:14'43.564
18	24.635	22.960	27.177	20.910	1'35.682	200,0	9:16'19.246
19	24.836	23.010	27.188	3'20.130	4'35.164P	200,4	9:20'54.410

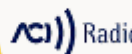
95 A. DUNA (1'37.016)

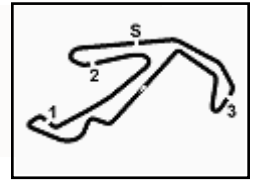
Lap	Seg.1	Seg.2	Seg.3	Seg.4	Lap Time	km/h	Local Time
1							
2	56.918	33.525	38.524	2'04.338	4'13.305P	138,5	8:45'27.233
3	49.122	28.796	33.031	25.350	2'16.299P	168,0	8:47'43.532
4	29.886	26.612	30.449	23.148	1'50.095	186,9	8:49'33.627
5	26.358	25.469	28.157	21.870	1'41.854	193,9	8:51'15.481
6	26.110	23.904	27.680	21.610	1'39.304	198,5	8:52'54.785
7	25.886	24.477	27.765	21.666	1'39.794	197,4	8:54'34.579
8	25.238	23.724	27.822	21.459	1'38.243	198,2	8:56'12.822
9	25.174	23.672	27.476	21.171	1'37.493	198,2	8:57'50.315
10	26.043	23.461	27.201	21.539	1'38.244	199,3	8:59'28.559
11	25.133	23.427	27.370	21.086	1'37.016	197,8	9:01'05.575

77 E. YEH (1'35.215)

Lap	Seg.1	Seg.2	Seg.3	Seg.4	Lap Time	km/h	Local Time
1							
2	51.461	27.392	30.259	23.267	2'12.379P	188,2	8:46'12.394
3	27.435	25.149	29.479	22.338	1'44.401	190,1	8:47'56.795
4	25.908	23.839	32.971	21.533	1'44.251	162,2	8:49'41.046

03/05/2024 P = Pits In/Out - C = Lap Time Cancelled





ACI Racing Weekend Misano, 4-5 Maggio 2024

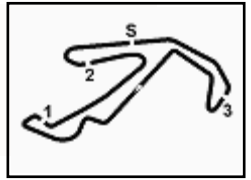
Italian F4 Championship - Chronological Analysis Free Practice 1

Misano Circuit Sic 58 4.226 m

6 / 6

12	25.116	23.228	27.580	2'57.589	4'13.513P	198,9	9:05'19.088
13	44.508	23.914	27.659	21.880	1'57.961P	198,5	9:07'17.049
14	25.114	23.493	27.554	21.166	1'37.327	197,1	9:08'54.376
15	25.074	23.375			1'38.072	198,2	9:10'32.448
16	25.003	23.571	27.594	21.187	1'37.355	197,8	9:12'09.803
17	25.272	23.370	27.384	21.143	1'37.169	198,5	9:13'46.972
18	24.995	23.346	27.485	21.484	1'37.310	197,8	9:15'24.282
19	25.295	23.299	27.638	21.389	1'37.621	197,1	9:17'01.903
20	25.085	27.811	32.044	23.328	1'48.268	165,4	9:18'50.171
21	25.279	23.348	27.689	22.200	1'38.516	197,1	9:20'28.687

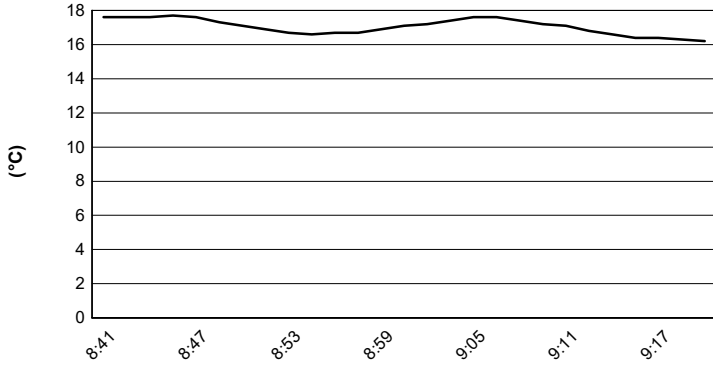




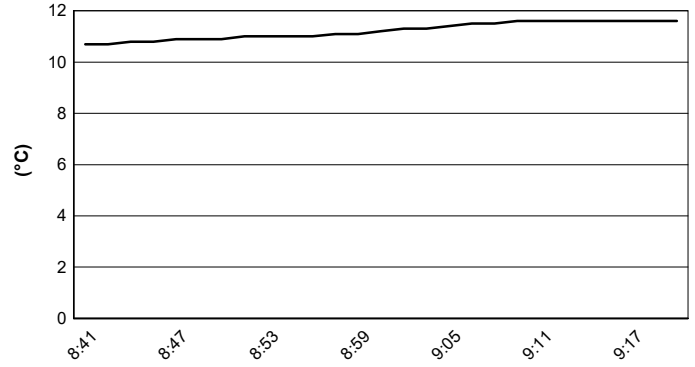
Misano Circuit Sic 58 4.226 m

ACI Racing Weekend Misano, 4-5 Maggio 2024
Italian F4 Championship - Weather Report Free Practice 1
 Session started 08:40 - Session ended 9:21

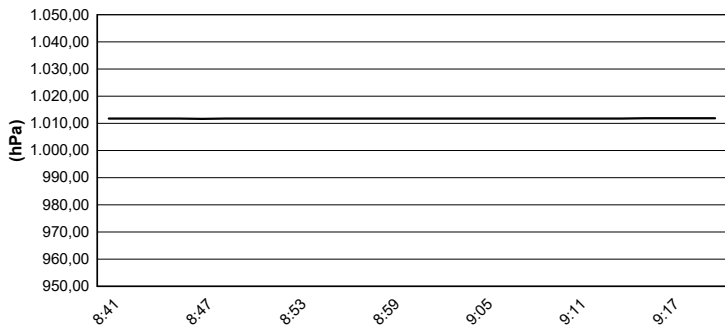
Air Temperature



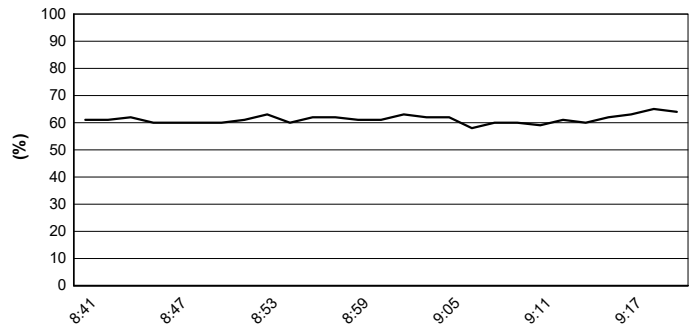
Track Temperature



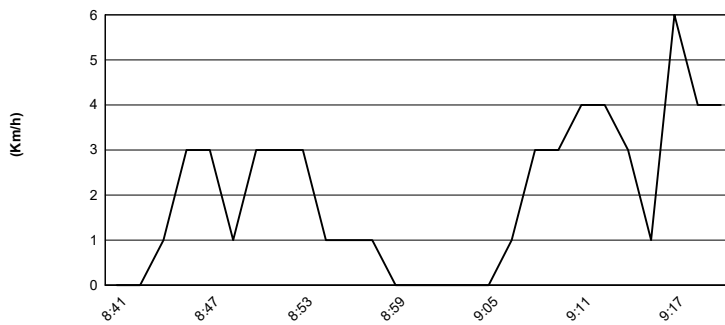
Air Pressure



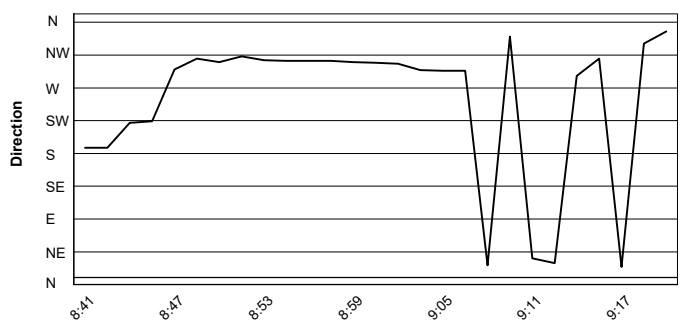
Humidity



Wind Speed



Wind Direction



03/05/2024

